














14 - SENSORS

Yphix motion sensors detect movement within a certain radius via an infrared sensor. As soon as the sensor detects movement, the connected lighting switches on immediately. When the movement stops or the set time has elapsed, the lighting switches off automatically. You can set sensor's time and light sensitivity. Available in in- and outdoor versions, in black or white, built-up or built-in. Also available: a day-night sensor for outdoor spaces.

YPHIX SENSORS QUALITY FEATURES:

- Infra-red sensor
- Wall, ceiling and built-in variants
- In- and outdoor versions available
- For 230V situation or with 12V/24V power supply
- Different detection distances available, up to 20 metres
- Fully adjustable time and light sensitivity
- Available in various beam angles and detection ranges



SKU	Product name	Diameter (mm)	Length (mm)	Width (mm)	Height (mm)	IP value	Colour	Input voltage	Output voltage	Installation height (mm)	Cut hole size (mm)	Detection angle	Detection range sensor	Timer settings sensor	Lux settings sensor	Light sensitivity sensor	Switch on/off time	Detection
	50462055 LED motion sensor wall and corner mounted white 10m IP65		102	70	66	IP65	White	220-240V AC	230V AC			120-240°	10 meter	Yes	<3-2000 LUX	Yes	10 sec-15 min	Pir
	50462056 LED motion sensor wall and corner mounted black 10m IP65		102	70	66	IP65	Black	220-240V AC	230V AC			120-240°	10 meter	Yes	<3-2000 LUX	Yes	10 sec-15 min	Pir
	50462006 LED motion sensor wall mounted white 12m IP44		80	55	68	IP44	White	220-240V AC	230V AC			180°	12 meter	Yes	<3-2000 LUX	Yes	10 sec-12min	Pir
	50462011 LED motion sensor wall mounted black 12m IP44		80	55	68	IP44	Black	220-240V AC	230V AC			180°	12 meter	Yes	<3-2000 LUX	Yes	10 sec-12min	Pir
	50464005 LED motion sensor ceiling recessed white 6m IP20	Ø76			75	IP20	White	220-240V AC	230V AC	60	64	360°	6 meter	Yes	<3-2000 LUX	Yes	10 sec-15 min	Pir
	50464006 LED motion sensor ceiling recessed white 12m IP20	Ø76			87	IP20	White	220-240V AC	230V AC	60	64	360°	12 meter	Yes	<3-2000 LUX	Yes	10 sec-15min	Pir
	50462030 LED motion sensor ceiling recessed white 8m IP65	Ø76			75	IP65	White	220-240V AC	230V AC	60	64	360°	8 meter	Yes	<3-500 LUX	Yes	10 sec-15 min	Pir
	50464010 LED motion sensor ceiling surface-mounted white 6m IP20	Ø80			41	IP20	White	220-240V AC	230V AC			360°	6 meter	Yes	<3-2000 LUX	Yes	10 sec-7 min	Pir
	50462040 LED motion sensor ceiling surface-mounted white 20m IP65	Ø115			46	IP65	White	220-240V AC	230V AC			360°	20 meter	Yes	<3-2000 LUX	Yes	10 sec-30min	Pir
	50464050 LED motion sensor wall recessed white 9m IP20		79	79	21	IP20	White	220-240V AC	230V AC	35		160°	9 meter	Yes	<3-2000 LUX	Yes	10 sec-7 min	Pir
	50463000 Day and night sensor with timer function grey IP54		70	40	108	IP54	Grey	220-240V AC	230V AC					Yes	3-500 LUX		0-9 uur	

